



Quality

Redefined

lity

Coachman Collection 2017





Every Coachman caravan is built to our exacting standards using state-of-the-art construction methods and materials. We strive to move forward in our quest to create the perfect caravan, and our latest innovation of using advanced polyurethane (PU) materials together with Advanced Bonded Construction techniques (ABC), has enabled us to keep our weights competitive without compromising on quality or durability.

ABC is also designed to virtually eliminate the threat of water ingress – and we're so confident of its effectiveness, that every Coachman comes protected by our comprehensive 10-year water ingress warranty as standard.*



*Terms and conditions apply



Weights starting at just 1296kg (MTPLM)



VISION



Affordable and versatile, the 2017 Coachman Vision is a great choice. Designed and built to be functional, comfortable and spacious, it's an important milestone in our quest to create the ultimate caravan. The Coachman Vision is one of the finest caravans on the market today.





VISION

Dynamic, sleek and comfortable, the 2017 Vision combines a well-planned practical interior with a stylish and sleek exterior. All the models in the range are packed with state-of-the-art features, and represent great value for money without compromising on build quality and reliability.

Comprising of 8 models, including the new Vision 545, central washroom with fixed end island bed, and the Vision 630, an impressive 5-berth family caravan with a spacious end bathroom. Now with weights across the range starting at 1296kg (MTPLM), more cars than ever before can now tow a Coachman.



Thetford 3000, 140 litre, full length fridge freezer in the 630 model



Stylish soft furnishings



Strong and durable dovetail joints



Flush-fitted 20 litre capacity microwave (850W)



Pioneer entertainment system



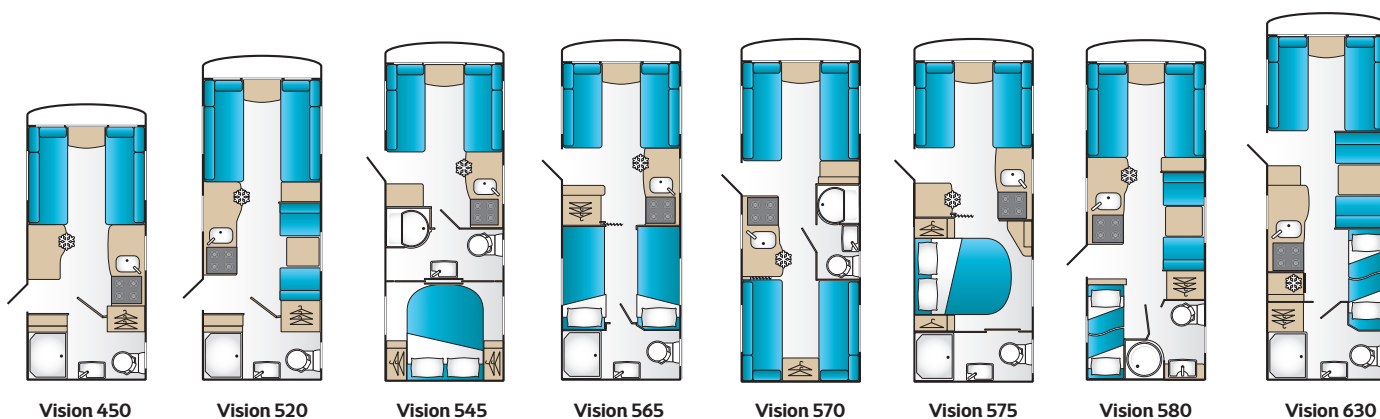
Grade 3 - 6kW Truma heating control



Wardrobe with integrated laundry basket (model specific)



VISION



Vision 450

Vision 520

Vision 545

Vision 565

Vision 570

Vision 575

Vision 580

Vision 630

Incorporating the powerful, intelligent Alde central heating system

For all your adventures and holidays, the Pastiche will provide you with a comfortable and practical base that you'll be happy to spend time in. With a bright and airy design, the Pastiche is the perfect caravan for all seasons.



PASTICHE





Sculpted locker doors



Ecocamel Jetstorm Plus showerhead



Convenient heated access cupboard in caravan entrance (model specific)



LED spot lights with touch control and night-light setting



Contemporary chrome ceramic kitchen tap



PASTICHE

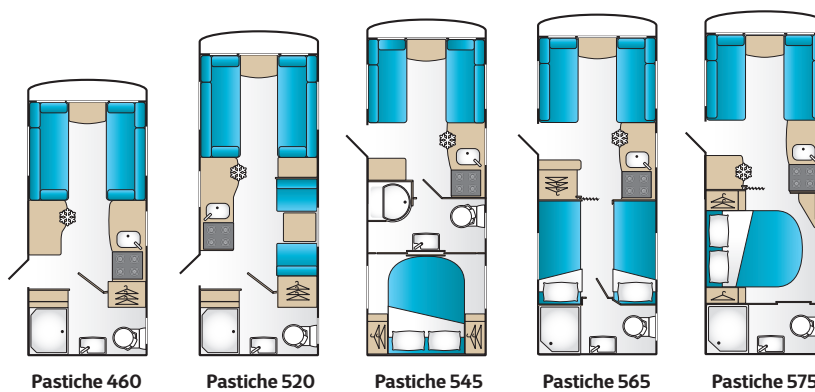
The Pastiche has been designed to maximise the potential living space, with the added finesse you would expect from a Coachman. With a wide range of versatile layouts to choose from, including the new Pastiche 545, central bathroom and fixed end island bed.

With state-of-the-art Alde central heating, the Pastiche keeps you warm and cosy all year round. Efficient, durable and powerful, the Alde system is fully programmable and offers all the comforts and benefits of modern central heating.





PASTICHE



Packed with individual features that make it truly special





VIP

The Coachman VIP is a luxurious home-from-home, packed with exclusive features that make it truly exceptional. All the layouts in this range have been designed to create a range of caravans that is really special, combining a bold and vibrant exterior with a sumptuous interior. If you're after the ultimate in style and luxury, the VIP is definitely the one for you.








VIP

With generously proportioned kitchens and well-planned living spaces, the VIP range combines luxury, comfort and style. With several layouts to choose from, including fixed bed options, each VIP is meticulously engineered to ensure it meets Coachman's exacting standards.

Every VIP is fully fitted with automatic kitchen appliances and unique under unit and courtesy lighting that creates a gentle and relaxing ambience. The VIP is a caravan that you'll enjoy spending time in. It's truly a special range that stands out from the crowd.



Pioneer entertainment system



SkyView rooflight in the VIP 565 model



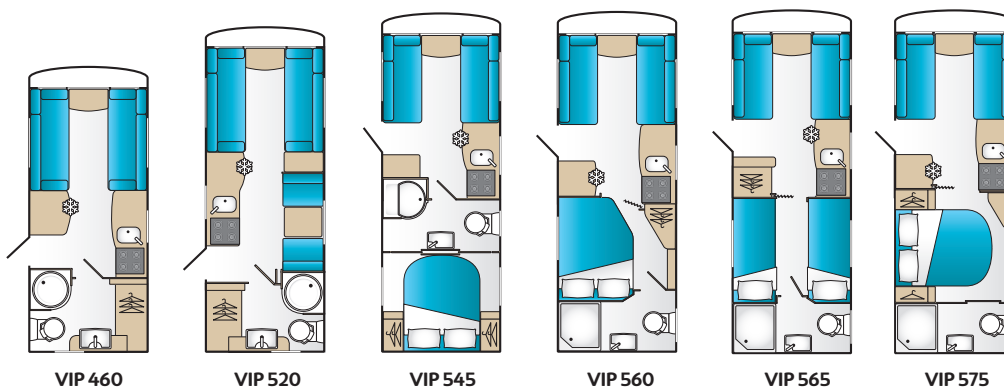
Offside service light



Flush-fitted 20 litre capacity microwave (850W)



AL-Ko Secure included as standard with VIP models





The finest caravan available today



Our flagship Coachman range is the 2017 Laser. Packed with cutting-edge features, the Laser combines the ultimate in elegance with the latest design innovations. If you appreciate the finer things in life, the Laser is definitely the caravan for you.



LASER





LASER

The Laser is quite simply the ultimate in style, luxury and comfort. Our stunning showpiece range features everything the discerning caravanner could possibly want. The Laser is built with exquisite attention to detail and lavishly appointed with state-of-the-art features.

With three twin axle layouts to choose from, all of which feature superb living and sleeping areas, spacious kitchens and bathrooms, the Laser is the very epitome of high-end opulence.



Thetford 3000, 140 litre, full length fridge freezer



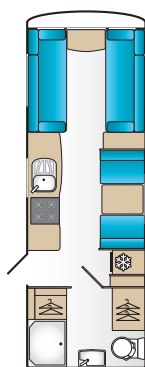
Convenient, large pan drawer and vegetable rack



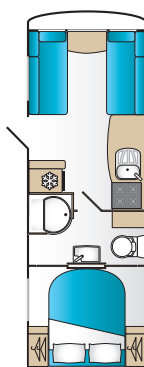
Light clusters incorporating twin reversing and fog lights



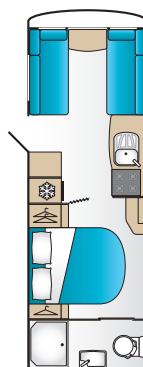
 **LASER**



Laser 620



Laser 650



Laser 675

Specifications



VISION

EXTERIOR FEATURES

- European Whole Vehicle Type Approved (EWVTA)
- EN1645 Grade 3 classification for heating and insulation – cold chamber tested
- Overall body width of 2.26m / 7' 5"
- AL-KO, galvanised steel chassis with Euro axle, overrun device and easy action handbrake
- Fully bonded aerodynamic exterior bodyshell incorporating renowned specialist BOSTIK chemical bonding adhesives and PU (polyurethane) internal framing
- Screwless, body coloured, fully bonded awning rail to both sides
- 25mm sandwich sidewall construction using higher impact resistant 5000 series, 0.6mm thick aluminium, with polystyrene insulation core
- 25mm sandwich construction roof for added strength and insulation
- 45mm sandwich construction floor with internal bracing for added strength
- 13 pin car 'Jaeger' connector
- Full height, acrylic capped ABS front panel incorporating integral grab handles, 3 opening front windows and gas bottle locker door with 2 locks and gas strut
- Full height acrylic capped ABS rear panel with high level brake light and light clusters incorporating twin reversing lights and fog lights
- Body colour step-on hitch cover with tread plates for easy cleaning of front windows
- Body colour rear light bezel surrounds
- 10 spoke, Hyper silver 'Falcon' alloy wheels
- Underslung AL-KO spare wheel carrier complete with steel spare wheel
- **NEW** Vision Exterior graphics
- Shock absorbers for smoother towing
- Double glazed opening windows
- Dimatec LED awning light
- Mud flaps
- Exterior access battery box with mains electric inlet and external satellite and aerial connections
- One piece exterior door with **NEW** high security one key locking system, window and blind, moulded inner panel and interior waste bin
- Plastic entrance step
- Bulkhead mounted gas regulator for use with butane or propane gas bottles, supplied with flexible hose for propane

INTERIOR FEATURES

- Internal headroom of 1.95m / 6' 5"
- Easy clean, Rastrollo 'Soft close' blinds and flyscreens to all opening windows
- Easy action flyscreen to exterior door
- 'Ozio' hypo-allergenic construction soft furnishings throughout all models
- **NEW** soft furnishings in 'Pebbles Wrangler/Lewis Natural' design with co-ordinating scatter cushions and sculptured armrests
- Removable carpet in 'Eggshell' design
- Wood colour scheme in 'Sand Rustler'
- Ceiling board in 'Lambourne' design
- Wall board in 'Noda' design
- Domestic floor covering in 'French Oak' design
- **NEW** contemporary style Locker doors to lounge and bedroom in 'Sand Rustler' and 'Grey Moves' design
- **NEW** easy access storage cupboard in the caravan entrance (450 and 520)
- **NEW** overhead locker profile in 'graphite' design with LED halo lighting
- **NEW** centre console in 'graphite' soft-touch design with integrated down lighting
- Chrome, 'Saffron Bow' design furniture handles
- **NEW** dovetail joints to drawer units
- Metal runners to all drawers
- Colour co-ordinated sockets and switches with black surrounds
- Easy action aluminium framed sliding front bed make up mechanism
- Easy access, aluminium, lift up front seat frames, gas strut supported, with sprung beech lats
- Front chest of drawers with slide out extending table top
- Large, lightweight, free standing table with dedicated storage area
- Seating and bed ventilation boards throughout
- Removable entrance mat with tray
- Shelving to lounge overhead lockers
- Luxury, 'Ozio' hypo allergenic mattresses to all fixed bed models
- Midi Heki rooflight to front lounge area
- Aluminium frames to all fixed beds
- **NEW** easy action aluminium framed sliding rear double bed make up mechanism in the 570
- **NEW** lower height and wider fixed single beds in the 565
- Mini heki rooflight over fixed beds (not the 545)
- Midi Heki rooflight over the fixed bed in the 545

KITCHEN FEATURES

- Mini Heki rooflight to kitchen area
- Argent stainless steel sink with glass lid and separate drainer
- **NEW** Flush fitting dedicated housing unit for all 800w, 20 litre microwave ovens
- Concept C90 chromed ceramic kitchen tap
- **NEW** kitchen locker doors in 'Grey Moves' design
- Kitchen splashback in 'Glossy Larice Talvera' design
- Kitchen Laminate in 'Wraky' design
- Dual fuel hob with electronic ignition, glass lid and flame failure device
- Thetford Caprice oven and separate grill with **NEW** chrome finish
- LED under lighting to kitchen lockers
- Thetford 3000 series 113 litre electronic fridge freezer in Piano Black (not the 630)
- **NEW** Thetford 3000 series 140 litre electronic fridge freezer, with auto energy search, in Piano Black (630)

BATHROOM FEATURES

- Fully lined shower to all bathrooms
- **NEW** Ecocamel Jetstorm Plus shower head
- Chrome bathroom fittings
- LED shower light
- Thetford C260 swivel toilet with electric flush and wheeled waste container
- **NEW** large domestic style square shower cubicle with pivot door (450 and 520)
- **NEW** wardrobe with integrated laundry bag (450, 520 and 630)
- Opaque window to all bathrooms
- Domestic style bathroom door handles (model specific)
- **NEW** bathroom chrome tap
- Belfast style sink to all washrooms

ELECTRICAL

- **NEW** LED reading spot lights with touch controls and night-light setting
- **NEW** LED down lighter spot lights
- 100% Low energy LED lighting throughout
- Mains inlet with ECLB protection
- Mains connection lead (25m)
- 12 volt system (20 Amp) with battery charger and mains transformer
- 12 volt multi function control panel for voltmeter, awning light, water pump, 12 volt lights and master switches

AUDIO / ENTERTAINMENT

- **NEW** Pioneer DEH1800ub AM/FM radio/CD/MP3 player – USB, iPod and smartphone compatible
- Dedicated TV station with 230v, 12v and aerial sockets (2 in selected models)
- Status 570 TV aerial with integrated AM/FM/DAB reception capability
- External satellite and TV aerial connection point located inside battery box
- Internal satellite connection point

PLUMBING AND HEATING

- 6Kw Truma Combi heating and hot water system
- Blown air ducted heating to living, sleeping and washroom areas
- Programmable LCD control panel for heating and hot water
- Truma Compact inlet with Flojet internal water pump

SAFETY AND SECURITY

- AL-KO AKS 3004 Stabiliser
- Receiver for optional AL-KO Secure wheel lock
- Smoke alarm
- Carbon monoxide detector
- CRIS id number to windows and chassis
- Concealed security data ID chips
- **NEW** high security one key locking system (supplied with 2 flip keys)



PASTICHE Additional to Vision

- AL-KO ATC (Active Trailer Control) system
- Full height, acrylic capped ABS front panel incorporating integral grab handles, central fixed panoramic roofwindow, 3 opening front windows and gas bottle locker door with 2 locks and gas strut
- External gas BBQ point
- Large, nearside, external luggage locker door (model specific)
- 230 volt external mains socket to all layouts (within exterior access locker - model specific)
- **NEW** Pastiche exterior graphics and colours
- **NEW** contemporary style Locker doors to lounge and bedroom in 'Sand Ruster' design
- **NEW** ALDE boiler with integrated pump
- ALDE hydronic central heating and hot water system
- Programmable LCD colour touch screen panel for ALDE heating and hot water system
- 12 volt multi-function control panel for voltmeter, awning light, water pump, 12 volt lights and master switches

- **NEW** soft furnishings in 'Corsica/Mistral Driftwood' design with co-ordinating scatter cushions and sculptured armrests
- Softrollo pleated blinds with flyscreens to all windows except kitchen and bathroom
- Easy clean, Rastrollo 'Soft close' blinds and flyscreens to kitchen and bathroom windows
- **NEW** easy access storage cupboard in the caravan entrance (460 and 520)
- **NEW** SkyView rooflight in the 565
- Midi Heki rooflight over fixed beds
- Argent black enamelled sink with glass lid and separate drainer
- Heated towel radiator in bathroom
- Dometic Mini Heki in end bathroom models (model specific)
- Remote control alarm system with PIR and tilt sensors for added security (fob controls the awning light)
- Back-lit bathroom mirrors in all end bathroom models



VIP Additional to Pastiche

- 28mm sandwich sidewall construction using higher impact resistant 5000 series, 0.6mm thick aluminium, with polystyrene insulation core
- 32mm sandwich construction roof for added strength and insulation
- Automotive style body shell with overall width of 2.32m / 7' 7"
- Aerodynamic, automotive style roof rails
- Full height, acrylic capped ABS front panel incorporating, integral grab handles, full width fixed panoramic roof window, 3 opening front windows and gas bottle locker door with 2 locks and gas strut
- Contrast colour step-on hitch cover with tread plates for easy cleaning of front windows
- Seitz superior one piece exterior door with **NEW** high security one key locking system, complete with Seitz easy action door flyscreen
- **NEW** VIP exterior graphics and colours
- 'Vortex' High Power Silver alloy wheels
- Dimatec off-side services light
- Heavy duty corner steadies to all corners
- AL-KO secure wheel lock
- 80w roof mounted solar panel
- Truma Ultraflow water system with intelligent pressure switch and filter

- Colour co-ordinated sockets and switches with chrome surrounds
- 12 volt multi-function digital control panel with awning light, water pump, 12v lights and master switches
- Floor level courtesy lighting
- Wood colour scheme in 'Noce Lido'
- Stylish curved locker doors in lounge and bedroom areas
- Polished Chrome design furniture handles
- Kitchen splashback in glossy Mystic design
- Large Heki 2 skylight to front lounge
- **NEW** soft furnishings in 'Logrono' design with 'Glenmore Flannel' co-ordinating scatter cushions and sculptured armrests
- Dimmable lighting
- Omnivent three speed, two way roof fan with clear dome
- Thetford Aspire 2 oven and separate grill with **NEW** chrome finish
- Thetford 3000 series 113 litre electronic fridge freezer, with auto energy search, in Piano Black
- Kitchen laminate in 'Glitter Bianco' design
- LED under surface ambience enhancing lighting in the kitchen area



LASER Additional to VIP

- **NEW** Laser exterior graphics and colours
- AL-KO hydraulic jacking kit
- **NEW** increased shipping length of 7.97m / 26' 2"
- **NEW** increased interior length of 6.32m / 20' 9"
- **NEW** soft furnishings in 'Logrono' design with 'Laser Dimensions' co-ordinating scatter cushions and sculptured armrests
- **NEW** front chest of drawers with slide out extending table top
- **NEW** easy access storage cupboard in the caravan entrance and heated outdoor wear rail recess in the 620
- **NEW** large domestic style square shower cubicle with pivot door in the 620

- Truma Compact filter inlet, pressure switch and surge damper
- Underfloor insulated 36 litre water tank
- Waste water carrier
- 2 x AL-KO Secure wheel locks
- Phantom ProActive 3 satellite tracking system complete with 12 months subscription
- Argent black enamelled sink with integrated drainer and glass lid
- Thetford 3000 series 140 litre electronic fridge freezer, with auto energy search, in Piano Black
- Integrated laundry bag in the 650

For further information and specifications, please visit
our website: coachman.co.uk

AL-KO
QUALITY FOR LIFE

Alde

bridgewood

truma
More comfort on the move

Bostik
smart adhesives

eltherington
leisure products
Innovation | Performance | Partner of choice

THETFORD
Loving leisure

TYRE-LINE

Working together with our partners

POLYPLASTIC

CGI
BRAND ENGINEERS

QK
HONEYCOMB
PRODUCTS

Plastoform
Šmarjeta

Linecross

Dometic

STARCO

Leisure
Furnishings

Diamondbrite
LEISURE

the decorative
panels
group
YOUR PERFECT PARTNER



powertouch
EVOLUTION





Coachman Caravan Company Limited
Amsterdam Road
Sutton Fields Industrial Estate
Hull
HU7 0XF

info@coachman.co.uk



coachman.co.uk

This brochure has been designed to provide you with basic information prior to making a purchase decision. Please refer to your dealer for additional information before you buy.

Coachman Caravan Company Limited reserves the right to alter technical specifications, prices and model ranges as materials and conditions demand and can accept no responsibility for discrepancies between these and subsequent models. Household items illustrated in the brochure (e.g. fruit and personal effects) have been used to enhance photography and are not supplied with the caravan. Limitations in the printing process may mean colours are not truly represented.

It should be noted that distributors and dealers are not the agents of Coachman Caravan Company Limited and therefore are not authorised to bind the Company by any specific or implied undertaking or representation.

All Coachman models have been certified by the National Caravan Council for compliance with stringent European Standards, British Legislation and industry set Codes of Practice, specifically relating to health and safety issues. The approval process covers the testing and inspection of critical areas of the product from fire safety, weights and dimensions to gas, electrics and ventilation.

Every Coachman caravan carries the "NCC Approved Caravan" badge. The NCC also conducts unannounced inspections at the Coachman factory to ensure continued compliance. NCC Approval gives you peace of mind that your caravan is legal and safe.

As the owner of a Coachman caravan, you will be automatically entitled to join our Owners' Club. For more information about the Club, please contact: The Membership Officer, Coachman Owners' Club, 26 Peveril Bank, Telford, TF4 2BU. Or visit their website: coachmanclub.co.uk

Please note: Touring caravans are designated by the model year. The model year runs from the 1st September to the 31st August; for example a 2017 year model would have been despatched by the manufacturer no earlier than the 15th August, 2016.

Designed and produced by: bluestormdesign.co.uk
Photography: markkensett.com

