

**Coachman Caravan Company Limited**

Amsterdam Road  
Sutton Fields Industrial Estate  
Hull HU7 0XF

**Telephone:** 01482 839737

**Fax:** 01482 878143

**Email:** sales@coachman.co.uk

**Aftercare Telephone:** 01482 877405

**Aftercare Email:** aftercare@coachman.co.uk

[www.coachman.co.uk](http://www.coachman.co.uk)

Designed and produced by: [www.bluestormdesign.co.uk](http://www.bluestormdesign.co.uk)

# Coachman Collection **2011**

**Distinction Quality Style**



This brochure has been designed to provide you with basic information prior to making a purchase decision. Please refer to your dealer for additional information before you buy.

Coachman Caravan Company Limited reserves the right to alter technical specifications, prices and model ranges as materials and conditions demand and can accept no responsibility for discrepancies between these and subsequent models. Household items illustrated in the brochure (e.g. fruit and personal effects) have been used to enhance photography and are not supplied with the caravan. Limitations in the printing process may mean colours are not truly represented.

It should be noted that distributors and dealers are not the agents of Coachman Caravan Company Limited and therefore are not authorised to bind the Company by any specific or implied undertaking or representation.

Please note: Touring caravans are designated by the model year. The model year runs from the 1st September to the 31st August: for example a 2011 year model would have been despatched by the manufacturer no earlier than the 15th August, 2010.

For 2011 models the method of calculating the MRO and payload figures has changed. Allowances for essential equipment (e.g. gas cylinders) previously allowed for in the user payload are now within the MRO. The provision for a leisure battery has been included within the personal effects payload allowances.

All Coachman models have been certified by the National Caravan Council for compliance with stringent European Standards, British Legislation and industry set Codes of Practice, specifically relating to health and safety issues. The approval process covers the testing and inspection of critical areas of the product from fire safety, weights and dimensions to gas, electrics and ventilation. Every Coachman caravan carries the "NCC Approved Caravan" badge. The NCC also conducts unannounced inspections at the Coachman factory to ensure continued compliance.

NCC Approval gives you peace of mind that your caravan is legal and safe.

The tow cars used in this brochure are for illustration purposes only.

As the owner of a Coachman caravan, you will be automatically entitled to join our Owners' Club. For more information about the Club, please contact: The Membership Officer, Coachman Owners' Club, 49 Regency Gardens, Yardley Wood, Birmingham, B14 4JS or visit their website: [www.coachmanclub.co.uk](http://www.coachmanclub.co.uk)

Photography: [www.markkensett.com](http://www.markkensett.com)

Thanks to Burton Agnes Hall [www.burtonagnes.com](http://www.burtonagnes.com)



**Distinction Quality Style**







## Enduring quality, lasting comfort...

It's now over twenty years since we designed and built the first ever Coachman caravan. Our aim was to produce a tourer of the highest quality, which would meet our customers' requirements perfectly. We succeeded.

Here at Coachman we have a simple and clear objective – to produce caravans of the very highest quality. For us that doesn't simply mean a caravan that looks good in the show room. Instead it's a caravan which continues to function perfectly and still looks fabulous after many years of faithful service.

How do we do it? That's easy. First and foremost we stick to traditional, tried and tested methods of construction. Customer satisfaction is our top priority and we're simply not prepared to gamble with unproven technology. That said we're always on the look out for ways to improve and invest heavily in people and resources to ensure that we achieve our targets.

This year, for example, saw the completion of a £5M investment programme in our production facilities here in Hull, which are now amongst the most advanced in our industry. We also believe that continuity counts and work closely with our suppliers to ensure that every component,

in every Coachman caravan, is as good as it possibly can be. Switching to an unproven supplier to save a few pounds simply doesn't make sense to us.

Our obsessive attention to detail, combined with the very best of British craftsmanship, has been recognised by countless industry awards throughout the years. You can see and feel the difference as soon as you step inside. Our designers maximise space, emphasize comfort and put everything together with a true sense of style. You can tell immediately that Coachman caravans have been built with experience, enthusiasm and an overriding determination to produce the very best.

The result is that Coachman caravans continue to set the standard for others to follow. We are delighted therefore to introduce our new collection of 21 models for 2011 which we believe is our best yet. So whichever Coachman attracts your eye, you can invest with confidence, safe in the knowledge that your new caravan will stand the test of time.



LASER

4-9

VIP

10-15

PASTICHE

16-21

AMARA

22-27





## Laser – for the discerning caravanner

For those who want it all...

Offering home from home comfort, the Laser features every luxury you can imagine. There are three models to choose from: the 650/4 - a comfortable and convenient fixed double bed layout, the multi-functional 655/6 which can be used as a 2, 4, 5 or 6 berth and the new 640/4. This innovative new

layout simply has it all, a fixed bed and a spacious end bathroom!

Perfect for two but with plenty of room for guests, the Laser offers a luxurious base from which to enjoy your holiday. If you're not prepared to compromise on quality, equipment or style, the Laser is for you.







Pioneer entertainment centre

LED kitchen strip lights

AL-KO Secure wheel clamping system

## Laser – equipped for comfort

Sumptuous soft furnishings and light, eye catching design are key features of the 2011 Laser. The kitchen is designed to make light work of holiday catering whilst an inboard water tank ensures ease and continuity of supply.

The Laser is also fitted with the Phantom Pro-Active satellite tracking system, the AL-KO Secure security system and AL-KO Trailer Control to give you complete peace of mind.

In summary, if you're looking for the 'best of the best' – the Coachman Laser is the caravan for you.







### External Features

- Grade 3 thermal insulation
- Aluminium sides manufactured from thicker aluminium for greater impact resistance
- AL-KO Secure wheel clamping system (2)
- AL-KO jack
- NEW shock absorbers
- NEW Vortex graphite shadow alloy wheels (steel spare wheel)
- Mud flaps
- Wide body shell with overall width of 7'5"
- Acrylic capped ABS front with three panoramic style opening Polyplastic windows, integral stainless steel grab handles and gas bottle locker door with gas strut
- Full height acrylic capped ABS rear panel with high level LED brake light and light cluster incorporating twin reversing lights
- Laminated roof
- 45mm thick floor with Styrofoam core for insulation and strength
- NEW LED awning light incorporating rain gutter
- One-piece exterior door with waste bucket
- Exterior door lock with automotive style key
- Full length door flyscreen
- Stabilform heavy duty corner steadies
- NEW lined external locker with 230 volt socket (not in the 640/4)
- Flush Seitz windows with integrated blind/flyscreen (sides/rear)

### Internal Features

- NEW fixed bed layout with end-bathroom – 640/4
- Headroom 6'5"
- NEW fully engineered aluminium frame front beds with hinged lift-up system supported by a gas strut in the open position
- Luxurious sprung bedding and backrests finished in fire retardant fabric and a superior sprung mattress in the 640/4 and the 650/4
- NEW DESIGN luxurious floor covering with luxury loose-lay carpets
- Italian locker doors with metallic trim
- Walnut design on all internal furniture
- NEW DESIGN 3-drawer chest of drawers
- Metal runners on all drawers
- Domestic style bathroom door in the 640/4
- NEW shower cubicles with ABS shower trays
- NEW ABS bathroom basins
- Kitchen workstation with Spinflo Argent recessed stainless steel sink and drainer, glass lid, plastic bowl and food grade chopping board
- Cocktail cabinet in the 640/4 and the 650/4
- Heki 2 panoramic rooflights (2)
- Mini Heki rooflight in the 640/4 and the 650/4
- Soft-close flyscreens and blinds to the front windows

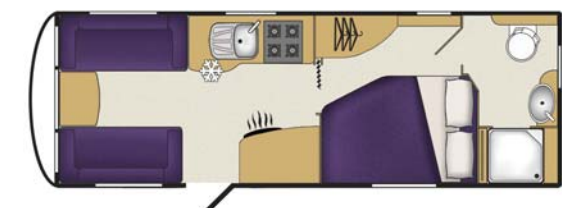
**PHANTOM**  
the tracking system for caravans & motorhomes

### Equipment

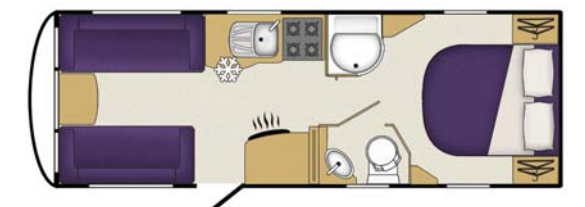
- AL-KO ATC system (active trailer control)
- Remote control alarm system with PIR and tilt sensors for added security. (Key fob also controls the awning light)
- Phantom satellite tracking system
- NEW Pioneer entertainment centre with remote control Radio/CD/MP3 player plus DVD video playback to two locations and iPod/MP3 connection
- Thetford Aspire oven, four burner hob and grill with electronic ignition and flame failure
- Microwave oven in dedicated housing
- Thetford 107 litre refrigerator with 11 litre freezer, electronic ignition, digital display and stylish curved stainless finish door with black trim
- Truma 3002 space heater (3.4kw) with Truma Ultraheat blown air central heating (gas and electric)
- Truma awning warmer
- Whale water system with inboard high capacity pump, Truma Waterline, filter and exterior cold shower
- Inboard 36 litre water tank
- Electric flush Thetford C250 cassette toilet with pump filler
- Omnivent rooflight extractor fan
- External barbeque gas point

### Electrical System

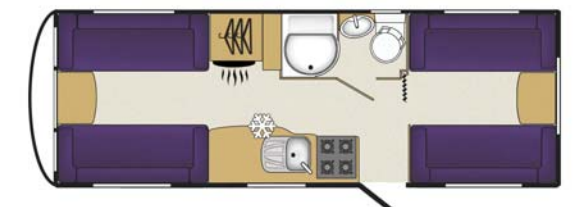
- 13 pin Jaeger plug
- BCA dual stage power centre with 20 amp power supply for caravan 12v requirements and separate battery conditioning charger
- Control panel with built-in voltmeter, voltmeter switch, awning light switch, water pump switch, 12v light switch and master switch
- Mains 230v/12v lighting system
- Shaped and integrated front corner mains lights
- Ceiling lights with Halogen bulbs
- LED reading and kitchen lights
- Light fittings and 230v mains sockets, all finished in satin silver
- Exterior TV aerial input socket
- Exterior satellite input socket
- Status 530 swivel directional TV aerial (analogue and digital)



LASER 640/4



LASER 650/4



LASER 655/6





## VIP – lasting luxury, innovative design


For those who appreciate the finer things in life...

Brimming with added extras to ensure carefree, ‘five star’ holidays, the VIP is a Coachman classic. Its stunning design, meticulous attention to detail and superb equipment guarantee that you’ll always be glad you chose the VIP.

From luxurious furniture and floor coverings to clever storage solutions and LED reading and awning lights, every aspect of the VIP is carefully tailored to meet your needs. If you value comfort and quality, the VIP is for you.







Remote control alarm system

Vortex graphite shadow alloy wheels

External shower facility

### VIP features and benefits:

There are two fixed bed VIP layouts to choose from, and two which feature what is perhaps the largest and most luxurious shower / dressing room on the market.

Everything has been thought of in the VIP, from the remote control alarm system and the Pioneer entertainment centre, to the external barbeque gas point and the door mounted magazine rack. With the VIP the difference really is in the detail.







### External Features

- Grade 3 thermal insulation
- Aluminium sides manufactured from thicker aluminium for greater impact resistance
- AL-KO Secure wheel clamping system
- AL-KO jack
- NEW shock absorbers
- NEW Vortex graphite shadow alloy wheels (steel spare wheel)
- Mud flaps
- Wide body shell with overall width of 7'5"
- Acrylic capped ABS front with three panoramic style opening Polyplastic windows, integral stainless steel grab handles and gas bottle locker door with gas strut
- Full height acrylic capped ABS rear panel with high level LED brake light and light cluster incorporating twin reversing lights
- Laminated roof
- 45mm thick floor with Styrofoam core for insulation and strength
- NEW LED awning light incorporating rain gutter
- One-piece exterior door with waste bucket
- Exterior door lock with automotive style key
- Full length door flyscreen
- Stabilform heavy duty corner steadies
- NEW lined external locker with 230 volt socket (not in the 560/4)
- Flush Seitz windows with integrated blind/flyscreen (sides/rear)

### Internal Features

- NEW fixed bed layout with end-bathroom – 560/4
- Headroom 6'5"
- NEW fully engineered aluminium frame front beds with hinged lift-up system supported by a gas strut in the open position
- Luxurious sprung bedding and backrests finished in fire retardant fabric and a superior sprung mattress in the 545/4 and the 560/4
- NEW DESIGN luxurious floor covering with luxury loose-lay carpets
- Italian locker doors with metallic trim
- Walnut design on all internal furniture
- NEW DESIGN 3-drawer chest of drawers
- Metal runners on all drawers
- Domestic style bathroom door in the 460/2, 520/4 and the 560/4
- NEW shower cubicles with ABS shower trays
- NEW ABS bathroom basins
- Kitchen workstation with Spinflo Argent recessed stainless steel sink and drainer, glass lid, plastic bowl and food grade chopping board
- Cocktail cabinet in all models
- Heki 2 panoramic rooflight (2 in the 545/4 and the 560/4)
- Mini Heki rooflight in all models
- Soft-close flyscreens and blinds to the front windows

### Equipment

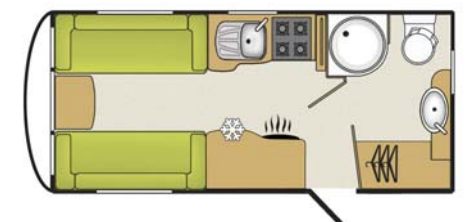
- AL-KO ATC system (active trailer control)
- Remote control alarm system with PIR and tilt sensors for added security. (Key fob also controls the awning light)
- Phantom satellite tracking system
- NEW Pioneer entertainment centre with remote control Radio/CD/MP3 player plus DVD video playback to two locations and iPod/MP3 connection
- Thetford Aspire oven, four burner hob and grill with electronic ignition and flame failure
- Microwave oven in dedicated housing

### Equipment continued...

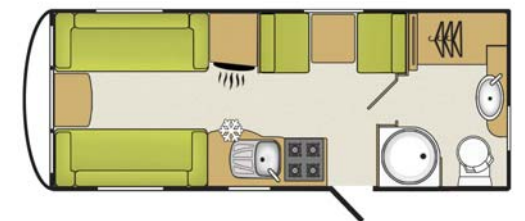
- Thetford 107 litre refrigerator with 11 litre freezer, electronic ignition, digital display and stylish curved stainless finish door with black trim
- Truma 3002 space heater (3.4kw) with Truma Ultraheat blown air central heating (gas and electric)
- Truma awning warmer
- Truma Ultraflow water system with combined pressure switch/surge damper, filter and exterior cold shower
- Electric flush Thetford C250 cassette toilet with pump filler
- Omnivent rooflight extractor fan
- External barbeque gas point

### Electrical System

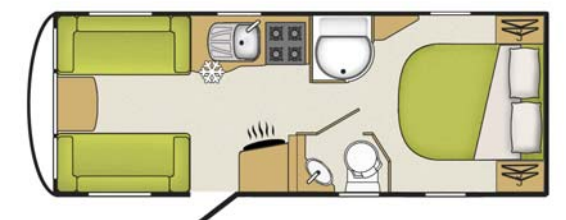
- 13 pin Jaeger plug
- BCA dual stage power centre with 20 amp power supply for caravan 12v requirements and separate battery conditioning charger
- Control panel with built-in voltmeter, voltmeter switch, awning light switch, water pump switch, 12v light switch and master switch
- Mains 230v/12v lighting system
- Shaped and integrated front corner mains lights
- Ceiling lights with Halogen bulbs
- LED reading and kitchen lights
- Light fittings and 230v mains sockets, all finished in satin silver
- Exterior TV aerial input socket
- Exterior satellite input socket
- Status 530 swivel directional TV aerial (analogue and digital)



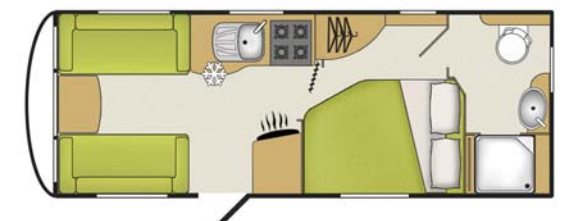
VIP 460/2



VIP 520/4



VIP 545/4



VIP 560/4

**PHANTOM**  
the tracking system for caravans & motorhomes





### ***Pastiche - for those who value style and comfort...***

If you're looking for style, quality and sheer practicality then the Pastiche is for you. Popular with couples and families, the Pastiche offers a variety of features which will help you to make the most of your precious leisure time together.

In short the Pastiche offers the very best in caravan luxury on a single axle. With no fewer than five layouts to choose from, with two or four berths, there's sure to be a Pastiche to suit your needs precisely.

**Pastiche**







Domestic style bathroom door and handle

Contemporary cocktail cabinet

Microwave oven in dedicated housing

### ***Pastiche features and benefits:***

Beautifully designed oak style furniture and contemporary soft furnishings are the hallmarks of the Pastiche range.

With plenty of storage space for hanging clothes and holiday essentials, the Pastiche is equipped to the hilt for your holiday comfort.

Wherever you decide to holiday this year – do it in style with the practical, yet stylish Pastiche.







### External Features

- Grade 3 thermal insulation
- Aluminium sides manufactured from thicker aluminium for greater impact resistance
- Provision for the AL-KO Secure wheel clamping system
- NEW shock absorbers
- NEW Vortex graphite shadow alloy wheels (steel spare wheel)
- Wide body shell with overall width of 7'5"
- Acrylic capped ABS front with three panoramic style opening Polyplastic windows, integral stainless steel grab handles and gas bottle locker door with gas strut
- Full height acrylic capped ABS rear panel with high level LED brake light and light cluster incorporating twin reversing lights
- Laminated roof
- 45mm thick floor with Styrofoam core for insulation and strength
- NEW LED awning light incorporating rain gutter
- One-piece exterior door with waste bucket
- Exterior door lock with automotive style key
- Full length door flyscreen
- NEW lined external locker with 230 volt socket (not in the 560/4)
- Stabilform heavy duty corner steadies
- Flush Seitz windows with integrated blind/flyscreen (sides/rear)

### Internal Features

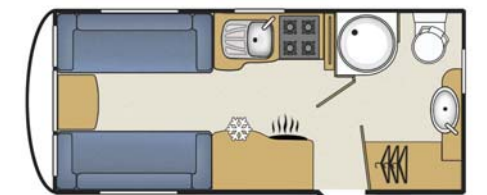
- Headroom 6'5"
- NEW fully engineered aluminium frame front beds with hinged lift-up system supported by a gas strut in the open position
- Luxurious sprung bedding and backrests finished in fire retardant fabric and a superior sprung mattress in the 545/4 and the 560/4
- NEW DESIGN luxurious floor covering with luxury loose-lay carpets
- Italian locker doors with metallic trim
- Oak design on all internal furniture
- NEW DESIGN 3-drawer chest of drawers
- Metal runners on all drawers
- Domestic style bathroom door in the 460/2, 470/2, 520/4 and the 560/4
- NEW shower cubicles with ABS shower trays
- NEW ABS bathroom basins
- Kitchen workstation with Spinflo Argent recessed stainless steel sink and drainer, glass lid, plastic bowl and food grade chopping board
- Cocktail cabinet in all models
- Heki 2 panoramic rooflight (2 in the 545/4 and the 560/4)
- Mini Heki rooflight in all models
- Soft-close flyscreens and blinds to the front windows

### Equipment

- Remote control alarm system with PIR and tilt sensors for added security. (Key fob also controls the awning light)
- NEW Pioneer entertainment centre with remote control Radio/CD/MP3 player plus DVD video playback to two locations and iPod/MP3 connection
- Thetford Aspire oven, four burner hob and grill with electronic ignition and flame failure
- Microwave oven in dedicated housing
- Thetford 107 litre refrigerator with 11 litre freezer, electronic ignition, digital display and stylish curved stainless finish door with black trim
- Truma 3002 space heater (3.4kw) with Truma Ultraheat blown air central heating (gas and electric)
- Truma awning warmer
- Truma Ultraflow water system with combined pressure switch/surge damper and filter
- Electric flush Thetford C250 cassette toilet with pump filler
- Omnivent rooflight extractor fan
- External barbeque gas point

### Electrical System

- 13 pin Jaeger plug
- BCA dual stage power centre with 20 amp power supply for caravan 12v requirements and separate battery conditioning charger
- Control panel with built-in voltmeter, voltmeter switch, awning light switch, water pump switch, 12v light switch and master switch
- Mains 230v/12v lighting system
- Shaped and integrated front corner mains lights
- Ceiling lights with Halogen bulbs
- LED reading and kitchen lights
- Light fittings and 230v mains sockets, all finished in satin silver
- Exterior TV aerial input socket
- Exterior satellite input socket
- Status 530 swivel directional TV aerial (analogue and digital)
- Provision for fitment of the AL-KO ATC system (active trailer control)



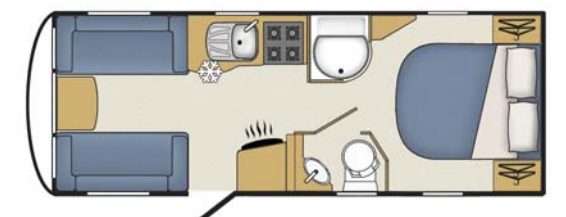
PASTICHE 460/2



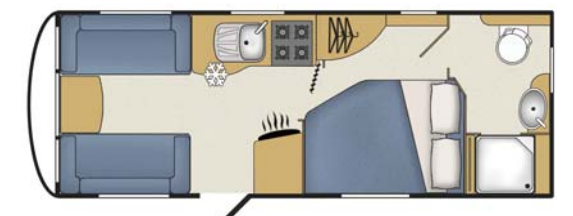
PASTICHE 470/2



PASTICHE 520/4



PASTICHE 545/4



PASTICHE 560/4





### ***The Amara – designed with families in mind***

For those who want to make the most of their leisure time...

We believe that our 2011 Amaras are our best yet. With new light and airy interiors and smart new exteriors, they're bursting with style and added extras.

There are nine flexible layouts to choose from ranging from two to six berth configurations, so there's sure to be an Amara model to suit every family and every budget.

Equipped with everything you need for a fun-filled family holiday, the Amara is perfect for a trip to the beach, the countryside or further afield. So make more of your hard earned leisure time and arrange to take a closer look at the Amara today.

# AMARA







Fully engineered aluminium front beds

Corner LED lighting system

Spacious, convenient under seat storage

### ***Amara features and benefits:***

The Amara continues to be one of Coachman's most popular ranges. Offering market leading style, quality and value for money it's easy to see why.

The 570/6 is the ultimate family van, with a dedicated area at the rear which can be closed off completely to give children their own space. There's even space under the bed to store the kids' bikes too!

Whichever Amara you choose – you can be guaranteed to enjoy a deluxe bathroom, large storage cupboards and spacious seating areas for family meals. We have even included an external barbeque gas point as standard, should you wish to dine al fresco!

# AMARA







# AMARA

## External Features

- Grade 3 thermal insulation
- Aluminium sides manufactured from thicker aluminium for greater impact resistance
- Provision for the AL-KO Secure wheel clamping system
- NEW shock absorbers
- NEW Vortex graphite shadow alloy wheels (steel spare wheel)
- Wide body shell with overall width of 7'5"
- NEW Acrylic capped front ABS panel incorporating three opening windows, integral grab handles, and gas bottle locker door with gas strut
- NEW Full height acrylic capped rear ABS panel with high level LED brake light and new light cluster incorporating fog light and reversing light
- Laminated roof
- 45mm thick floor with Styrofoam core for insulation and strength
- NEW LED awning light incorporating rain gutter
- One-piece exterior door with waste bucket
- Exterior door lock with automotive style key
- Full length door flyscreen
- NEW lined external locker with 230 volt socket (not in the 535/4 and the 560/4)
- NEW Stabilform heavy duty rear corner steadies on the twin axle models – 640/6 and 655/6

## Internal Features

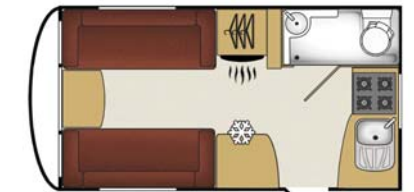
- NEW six-berth twin axle layout – 655/6
- NEW headroom 6' 5"
- NEW fully engineered aluminium frame front beds with hinged lift-up system supported by a gas strut in the open position
- Luxurious sprung bedding and backrests finished in fire retardant fabric with a superior sprung mattress in the 535/4 and the 560/4
- NEW DESIGN luxurious floor covering with luxury loose-lay carpets
- NEW Italian two-tone locker doors with metallic trim
- NEW Ash design on all internal furniture
- NEW DESIGN 3-drawer chest of drawers
- Metal runners on all drawers
- NEW furniture handles
- Domestic style bathroom door in the 450/2, 520/4, 560/4 and the 640/6
- One-piece shower cubicle in the 535/4
- NEW shower cubicles with ABS shower trays
- NEW ABS bathroom basins
- Venetian blind in the bathroom of the end-bathroom models
- Kitchen workstation with Spinflo Argent recessed stainless steel sink and drainer, glass lid, plastic bowl and food grade chopping board
- Heki 2 panoramic rooflight in all models
- Soft-close flyscreens and blinds to all windows

## Equipment

- NEW Pioneer CD/MP3 player with iPod/MP3 connection, fully wired for optional DVD playback
- Stainless steel Caprice oven, four burner hob and grill with electronic ignition and flame failure
- NEW Microwave oven in dedicated housing
- Thetford 107 litre refrigerator with 11 litre freezer, electronic ignition, digital display and stylish curved stainless finish door with black trim
- Truma 3002 space heater (3.4 kw) with Truma Ultraheat blown air central heating (gas and electric)
- Truma Ultraflow water system with combined pressure switch/surge damper and filter
- NEW Electric flush Thetford C250 cassette toilet with pump filler
- Omnivent rooflight extractor fan
- External barbeque gas point

## Electrical System

- 13 pin Jaeger plug
- BCA 12v system (20amp) with battery charger
- Control panel with built-in voltmeter, voltmeter switch, awning light switch, water pump switch, 12v light switch and master switch
- NEW 12v LED corner lighting system
- Ceiling lights with Halogen bulbs
- NEW 12v LED reading lights
- Light fittings and 230v mains sockets, all finished in satin silver
- Exterior TV aerial input socket
- Exterior satellite input socket
- Status 530 swivel directional TV aerial (analogue and digital)
- Provision for fitment of the AL-KO ATC system (active trailer control)



AMARA 380/2



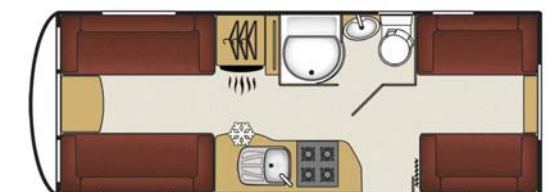
AMARA 450/2



AMARA 520/4



AMARA 535/4



AMARA 550/5



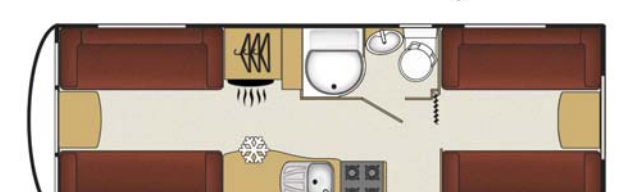
AMARA 560/4



AMARA 570/6



AMARA 640/6



AMARA 655/6