



COACHMAN



Your Journey, Your Way

Crafted for quality, made for exploration



2026 Collection

New in 2026

Exceptional craftsmanship, robust build quality and thoughtful design remain at the heart of every Coachman motorhome. Our reputation for engineering excellence means you can count on innovative, high-specification models with a choice of sleeping and seating layouts to suit every journey.

For 2026 we're proud to unveil our latest motorhome collection and introduce the all-new Avventura range—a stylish addition built for adventure and long-distance touring. With refined interiors, advanced technology and flexible layouts, Avventura joins our line-up to offer even more choice for every kind of escape.

All 2026 models benefit from meticulous attention to detail, advanced safety features and premium fittings throughout, ensuring every mile is travelled in confidence and comfort.



LUXURY MEETS PRACTICALITY

AVVENTURA

2

MODELS

4

BERTH

The Avventura is designed for adventurers who value elegance and versatility without compromise. Built on a rugged AL-KO chassis and powered by a 180 hp Fiat engine, it delivers confident, smooth performance mile after mile.

Inside, the luxurious interior combines soft-close cabinetry, stain-resistant furnishings and thoughtfully placed ambient lighting to create a space that feels like home. Stylish wood finishes, modern matt-black accents and seamless storage solutions ensure the Avventura blends contemporary design with everyday usability.

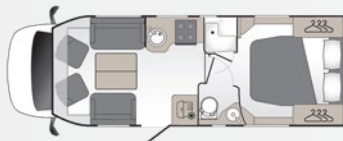
Available in two layouts - fixed double or fixed single beds - the Avventura offers refined freedom for every adventure.



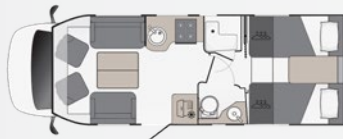


AVVENTURA

545



565



| 545 and 565 Specification | |
|------------------------------------|--------|
| Berths | 4 |
| Shipping length | 7996mm |
| Overall width | 2443mm |
| Overall height | 2860mm |
| MIRO | 3250kg |
| MTPLM | 4500kg |
| Max user payload | 1250kg |
| Mass available for opt. payload | 875kg |
| Conventional Load (a) | 225kg |
| Essential habitation equipment (b) | 0kg |
| Optional equipment (c) | 30kg |
| Personal effects (d) | 120kg |



Please see our website for full list of technical specifications www.coachman.co.uk/avventura

HANDCRAFTED FOR LIFE ON-THE-ROAD

SPORTIVO

1

MODEL

2

BERTH

The Sportivo boasts a wealth of comfort and convenience features to enjoy the very best on-the-road living.

Rising above the rest, the Sportivo is powered by a formidable 170HP Mercedes-Benz Sprinter engine and paired with a smooth 9-speed automatic gearbox - delivering exceptional performance with effortless control.

This two-berth addition to Coachman's portfolio is crafted for couples or solo adventurers who seek the pinnacle of comfort and practicality on the road.

Inside, contemporary styling meets premium materials, with every detail thoughtfully designed to elevate your travel experience. The Sportivo's interior reflects the very best of Coachman craftsmanship - where innovation, luxury, and smart living come together in perfect harmony.





SPORTIVO

565



565 Specification

| | |
|------------------------------------|--------|
| Berths | 2 |
| Shipping length | 7445mm |
| Overall width | 2390mm |
| Overall height | 2905mm |
| MIRO | 3020kg |
| MTPLM | 3500kg |
| Max user payload | 480kg |
| Mass available for opt. payload | 286kg |
| Conventional load (a) | 75kg |
| Essential habitation equipment (b) | 0kg |
| Optional equipment (c) | 25kg |
| Personal effects (d) | 94kg |



Please see our website for full list of technical specifications www.coachman.co.uk/sportivo

REDEFINING LUXURY TRAVEL

TRAVEL MASTER

2
MODELS

4
BERTH

The Travel Master is our most luxurious motorhome, offering exceptional quality and comfort that is synonymous with the Coachman marque.

Built on the prestigious Mercedes-Benz base with an AL-KO chassis, it delivers a supremely smooth and composed driving experience. Inside, elegant design and intelligent functionality create a sanctuary where you can unwind in comfort - wherever your journey takes you.

With a choice of two layouts, the Travel Master range is crafted for those who appreciate life's finer details. The 545 features a lavish island bed, while the 565 offers spacious twin beds - both designed to provide flexible, high-end living on the move.

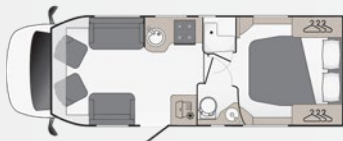
Whether you're exploring scenic coastlines or escaping to the quiet countryside, the Travel Master luxury 4-berth motorhomes ensure every mile is travelled in style.



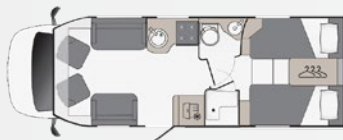


TRAVEL MASTER

545



565



545 and 565 Specification

| | |
|------------------------------------|--------|
| Berths | 4 |
| Shipping length | 8391mm |
| Overall width | 2470mm |
| Overall height | 2980mm |
| MIRO | 3571kg |
| MTPLM | 4500kg |
| Max user payload | 929kg |
| Mass available for opt. payload | 550kg |
| Conventional load (a) | 225kg |
| Essential habitation equipment (b) | 0kg |
| Optional equipment (c) | 30kg |
| Personal effects (d) | 124kg |



Please see our website for full list of technical specifications www.coachman.co.uk/travel-master

SPECIFICATION HIGHLIGHTS

AVVENTURA

- Benefits from 4 travelling seats
- Built on an AL-KO chassis
- ALDE Wet central heating and hot water system with 5 year Glycol heating fluid
- Fully winterised system for all year round use
- Based on a Fiat Ducato 180 HP engine with an 8-speed automatic gearbox
- Available in fixed double bed (545) and fixed single bed (565) layouts
- Aluminium sidewall and roof construction
- Pre installed rear bike rack mounting points
- Front skyview window to cab
- Thermal heating wall between cab and habitation area
- Contemporary gloss kitchen overhead locker door with domestic soft close hinges
- Composite kitchen work surface with integrated sink cover
- 2 burner domestic style gas hob and Thetford oven
- Thetford electronic fridge with separate freezer compartment
- Touchscreen control panel

- UCONNECT 10" infotainment system with touchscreen featuring DAB Radio and Satellite Navigation
- Integrated reversing camera
- Functional controls on steering wheel
- 4500kg AL-KO chassis
- Large rear garage storage with double access doors
- ABS rear panel featuring bespoke flush fitting LED light clusters and high level brake light
- Remote controlled central locking system to habitation door
- Hartal 'Evolution' habitation door with integrated step
- Full length exterior graphics

SPORTIVO

- Mercedes-Benz 170HP Sprinter engine
- Unique 'Atlas' wood colour scheme
- Matt black finish furniture handles
- Thetford oven with 2 burner domestic style gas hob
- Smart D touchscreen control panel with remote connection capabilities
- 130 amp AGM battery
- Indirect dimmable LED lighting
- Cargo space lighting
- High gloss kitchen worktops in "Latte" design


- 9-speed automatic gearbox
- 65 litre fuel tank
- Crosswind assist
- Attention assist
- 3500kg AL-KO chassis
- Pre installed rear bike rack mounting points
- Underbed access storage locker door
- Exterior gas locker storage
- Tinted double glazed windows
- Smooth action blinds with flyscreens to all windows
- Ventilated overhead cabinets to increase airflow
- AGS II Waterborne underfloor heating
- Ventilated wall covering to eliminate condensation and provide an enhanced sound proofing effect

TRAVEL MASTER

- Mercedes-Benz 170 HP Sprinter Engine
- 9-speed automatic gearbox
- Cab air conditioning
- AGS II Waterborne underfloor heating
- Luxurious domestic style square shower cubicle with chrome waste
- 150 W solar panel including Intelligent Battery Sensor (IBS)
- Electrically operated drop down bed above front lounge

- Energy efficient windows with polyurethane frame including built in ventilation
- Luxurious deep pile stain resistant loose lay carpets
- Modern cranked overhead locker doors with soft close hinges and positive travel catches
- Electrically operated drop down bed above front lounge
- Padded imitation suede headboard with lighting
- Superior 'Baltimore' Leather to cab and habitation seats
- Matt black finish furniture handles
- Domestic style floor covering
- Colour co-ordinated sockets and switches with matt black surrounds
- Lightweight free standing table with dedicated storage area
- Centre console above cab with additional storage and spotlights

For full list of specifications, please visit www.coachman.co.uk



Notes:

- 1) The Maximum User Payload includes:
 - a) Conventional Load (this is the allowance for the passengers intended to be carried)
 - b) Essential habitation equipment (not accounted for in the MIRO, items and fluids required for the safe and proper functioning of habitation equipment)
 - c) Optional equipment (Items made available from the manufacturer over and above the standard specification)
 - d) Personal effects (those items not covered by the above)
- 2) The Mass in Running Order is the mass of the unladen vehicle including a 75kg allowance for the driver, an allowance for the fuel tank filled to 90% of its capacity and 10kg allowance for the LPG bottle and 4kg allowance for the mains connection cable.
- 3) The Mass in Running Order is calculated with the fresh water, water heater tanks and waste water tanks empty. If you wish to travel with water in any of these tanks, then an allowance must be made, by reducing the payload accordingly.

This leaflet has been designed to provide you with basic information prior to making a purchase decision. Please refer to your dealer for additional information before you buy.

Coachman Caravan Company Limited reserves the right to, and does from time to time, alter technical specifications, prices and model ranges as materials, model improvements and conditions demand, therefore can accept no responsibility for discrepancies between these and subsequent models. Household items illustrated in the leaflet (e.g. fruit and personal effects) have been used to enhance photography and are not supplied with the caravan. Limitations in the printing process may mean colours are not truly represented.

It should be noted that distributors and dealers are not the agents of Coachman Caravan Company Limited and therefore are not authorised to bind the Company by any specific or implied undertaking or representation.

All Coachman models have been certified by the National Caravan Council for compliance with stringent European Standards, British Legislation and industry set Codes of Practice, specifically relating to health and safety issues.

The approval process covers the testing and inspection of critical areas of the product from fire safety, weights and dimensions to gas, electrics and ventilation.

Every Coachman motorhome carries the "NCC Approved Caravan" badge. The NCC also conducts unannounced inspections at the Coachman factory to ensure continued compliance. NCC Approval gives you peace of mind that your caravan is legal and safe.

2026 Price List

| Leisure Vehicle | OTR Price* (Inc. VAT) |
|--|----------------------------|
| Avventura 545 Avventura 565 | £110,725.00 £110,725.00 |
| Sportivo 565 | £117,075.00 |
| Travel Master 545 Travel Master 565 | £128,890.00 £128,890.00 |

| Factory Fit Options | Weight | Price |
|---|--------|-----------|
| Thule Awning - Avventura Range Only | 30kg | £2,050.00 |
| Thule Electric Awning - Sportivo Range Only | 25kg | £1,950.00 |
| Thule Awning - Travel Master Range Only | 30kg | £2,050.00 |
| Smart-D Remote Access - Sportivo and Travel Master Range Only | 0kg | £550.00 |
| Roof Mounted Dometic Freshjet Air Conditioning Unit - All Ranges | 30kg | £2,250.00 |
| AL-KO HY4 Levelling System - All Ranges | 68kg | £7,400.00 |
| 100 Ah Lithium Battery - Avventura and Sportivo Ranges | | £450.00 |
| 150 Ah Lithium Battery - Travel Master range only | | £600.00 |
| Tow Bar - All Ranges | 32kg | £1,950.00 |

*Includes First Registration, Vehicle Excise Duty and Registration Plates

Prices effective from 9th February 2026

*Prices exclude Northern Ireland



COACHMAN

Coachman Caravan Company Ltd
Amsterdam Road
Sutton Fields Industrial Estate
Hull, HU7 0XF
Email: info@coachman.co.uk
www.coachman.co.uk